










# TOYOTA HILUX - 4WD

I.F.S. Single Cab / Dual Cab LN107 SR5, LN108, RN106

9/1991 to 2005

Part and Location	Description	Approx Lift	Part Number	Qty Per Vehicle		
SHOCK ABSORBERS						
	35mm Gas Bulged Shock Absorbers - Piranha		SA35088GP	2 ea	F R O N T	
	41mm Foam Cell Shock Absorbers		SA41088FC			
STEERING DAMPER						
	Steering Damper <b>Insufficient clearance for 35mm expanded body cannister on some Turbo Diesel models</b>		SD14033G	1 only		
	Expanded Body Steering Damper		SD35033G			
TORSION BARS						
	Increased Rate Torsion Bars <b>Length 1064mm</b>		TOY026	1 pr		
SHOCK ABSORBERS						
	35mm Gas Bulged Shock Absorbers - Piranha		SA35650GP	2 ea	R E A R	
	35mm <b>Adjustable</b> Shock Absorbers - Piranha		SA35650GPA			
LEAF SPRINGS						
	Raised Height Heavy Duty 5 + 2 Leaf Springs <b>LBA up to 200kg</b>	50mm	TOY040	2 ea		
	Raised Height Extra Heavy Duty 6 + 2 Leaf Springs <b>LBA 250kg to 400kg</b>	50mm	TOY040M			
SHACKLE BUSH KITS						
	Polyurethane Bush Kit		BU747UK	1 kit		
U-BOLTS						
	Square Form U Bolts - With Nuts		UB453-2	4 ea		
SHACKLES						
	Greaseable Shackles		S386-1K	2 ea		
PINS						
	Greaseable Pins		P387-2	2 ea		

\* **LBA = Load Bearing Accessories (Bull Bar, Winch, Tyre Carrier, Extra Fuel Tanks etc)**