










# NISSAN NAVARA - 4WD

D21, D22, Single / Dual Cab, King Cab

9/1985 to current

Part and Location	Description	Approx Lift	Part Number	Qty Per Vehicle
SHOCK ABSORBERS				
	35mm Gas Bulged Shock Absorbers - Piranha 9/1985 - 2/1997		SA35087GP	2 ea
	35mm Gas Bulged Shock Absorbers - Piranha 3/1997 onwards		SA35335GP	
STEERING DAMPER				
	Steering Damper 9/1985 - 1997		SD14035G	
	Expanded Body Steering Damper		SD35035G	
TORSION BARS				
	Increased Rate Torsion Bars			1 pr
	D21 1985 to 1996 - Length 1203mm		NISS013	
	D22 1997 to current - Length 890mm		NISS013A	
	O.E. torsion bars have 40mm of spline each end. The above bars have 30mm. Centralise torsion bar so 15mm of spline is in each end of the cup length.			
SHOCK ABSORBERS				
	35mm Gas Bulged Shock Absorbers - Piranha		SA35074GP	2 ea
LEAF SPRINGS				
	Raised Height Medium Duty 4 + 1 Leaf Springs Med duty spring with tapered leaves & slipper pads LBA up to 200kg	40mm	NISS016T	2 ea
	Raised Height Heavy Duty 5 + 2 Leaf Springs LBA up to 250kg	40mm	NISS016	
	Raised Height Extra Heavy Duty 6 + 2 Leaf Springs LBA 300kg to GVM - constant load	40mm	NISS016M	
SHACKLE BUSH KITS				
	Polyurethane Bush Kit		BU704UK	1 kit
U-BOLTS				
	Square Form U Bolts - With Nuts		UB788	4 ea
SHACKLES				
	Greaseable Shackles		S797K	2 ea
PINS				
	Greaseable Pins		P798	2 ea

F  
R  
O  
N  
T

R  
E  
A  
R

\* **LBA = Load Bearing Accessories (Bull Bar, Winch, Tyre Carrier, Extra Fuel Tanks etc)**