









# MAZDA BT50 - 4WD

2007 to 10/2011

Part and Location	Description	Approx Lift	Part Number	Qty Per Vehicle		
SHOCK ABSORBERS						
	35mm Gas Bulged Shock Absorbers - Piranha		SA35643GP	2 ea	FRONT	
TORSION BARS						
	Increased Rate Torsion Bars Length 1025mm		MAZDA051	1 pr		
SHOCK ABSORBERS						
	35mm Gas Bulged Shock Absorbers - Piranha		SA35095GP	2 ea		
	35mm <b>Adjustable</b> Shock Absorbers - Piranha		SA35095GPA			
LEAF SPRINGS						
	Raised Height Comfort 5 + 2 Leaf Springs <b>LBA up to 150kg</b>	30-40mm	MAZDA050	2 ea		
	Raised Height Medium Duty 5 + 2 Leaf Springs <b>LBA 200kg to 400kg</b>	30-40mm	MAZDA050M			
	Raised Height Heavy Duty 5 + 2 Leaf Springs <b>with 10mm main &amp; wrap leaves</b> <b>LBA 400kg to 600kg</b>	30-40mm	MAZDA050MH			
	Raised Height Extra Heavy Duty 5 + 2 Leaf Springs <b>with 10mm main &amp; wrap leaves - constant load</b> <b>LBA 600kg to GVM</b>	30-40mm	MAZDA050GV			
SHACKLE BUSH KITS						
	Polyurethane Bush Kit		BU765UK	1 kit	REAR	
U-BOLTS						
	Round Form U Bolts - With Nuts		UB475	4 ea		
SHACKLES						
	Greaseable Shackles		S386-1K	2 ea		
PINS						
	Greaseable Pins		P387-2	2 ea		

\* **LBA = Load Bearing Accessories (Bull Bar, Winch, Tyre Carrier, Extra Fuel Tanks etc)**