







# TOYOTA HI-ACE - 2WD

300 Series 4/2019 Onwards

Part and Location	Description	Approx Lift	Part Number	Qty Per Vehicle	
SHOCK ABSORBERS					F R O N T
	30mm Gas Shock Absorbers		TBA	2 ea	
COIL SPRINGS					F R O N T
	Raised Height Heavy Duty Coil Springs		TBA	1 pr	
SHOCK ABSORBERS					R E A R
	30mm Gas Shock Absorbers		TBA	2 ea	
LEAF SPRINGS					
	OE Replacement 3 Leaf Parabolic Springs	20mm	TOY030P		
	Heavy Duty 4 Leaf Parabolic Springs LBA 300kg to 500kg	20mm	TOY030MP		
SHACKLE BUSH KITS					R E A R
	Polyurethane Bush Kit		TBA	1 kit	
U-BOLTS					R E A R
	Round Form U Bolts - With Nuts		TBA	4 ea	

\* LBA = Load Bearing Accessories (Bull Bar, Winch, Tyre Carrier, Extra Fuel Tanks etc)