







TOYOTA HI-ACE - 2WD

200 Series 3/2005 to 4/2019

Part and Location	Description	Approx Lift	Part Number	Qty Per Vehicle	
SHOCK ABSORBERS					F R O N T
	30mm Gas Shock Absorbers		SAS315350	2 ea	
TORSION BARS					
	Increased Rate Torsion Bars		TOY027	1 pr	
SHOCK ABSORBERS					R E A R
	30mm Gas Shock Absorbers		SAS315351	2 ea	
LEAF SPRINGS					
	Raised Height Medium Duty 5 + 2 Leaf Springs LBA up to 300kg	40mm	TOY029	2 ea	
	Raised Height Extra Heavy Duty 5 + 1 Leaf Springs with 10mm main & wrap leaves - constant load LBA 600kg to GVM	40mm	TOY029GV		
SHACKLE BUSH KITS					
	Polyurethane Bush Kit does not include chassis bushes		BU784UK	1 kit	
U-BOLTS					
	Round Form U Bolts - With Nuts		UB453-3	4 ea	

* **LBA = Load Bearing Accessories (Bull Bar, Winch, Tyre Carrier, Extra Fuel Tanks etc)**