







# TOYOTA HI-ACE - 2WD

100 Series 1989 to 2004

Part and Location	Description	Approx Lift	Part Number	Qty Per Vehicle	
SHOCK ABSORBERS					FRONT
	30mm Gas Shock Absorbers		SAS290152	2 ea	
TORSION BARS					
	Increased Rate Torsion Bars		TOY027	1 pr	
SHOCK ABSORBERS					REAR
	30mm Gas Shock Absorbers - <b>eye/pin</b>		SAS312804	2 ea	
	30mm Gas Shock Absorbers - <b>eye/eye</b> <b>Confirm shock end types</b>		SAS230023		
LEAF SPRINGS					
	Raised Height Medium Duty 5 + 2 Leaf Springs <b>LBA up to 300kg</b>	40mm	TOY029	2 ea	
	Raised Height Extra Heavy Duty 5 + 1 Leaf Springs <b>with 10mm main &amp; wrap leaves - constant loads</b> <b>LBA 600kg to GVM</b>	40mm	TOY029GV		
SHACKLE BUSH KITS					
	Polyurethane Bush Kit		BU754UK	1 kit	
U-BOLTS					
	Round Form U Bolts - With Nuts		UB453-3	4 ea	

\* **LBA = Load Bearing Accessories (Bull Bar, Winch, Tyre Carrier, Extra Fuel Tanks etc)**