









TOYOTA HILUX - 2WD

10/2015 Onwards Standard Chassis Underslung Reaf Leaf

Part and Location	Description	Approx Lift	Part Number	Qty Per Vehicle	
STRUT / SHOCK ABSORBERS					
	Strut/Gas Spring Seat Shock Absorbers		SA67711G	1 L	F R O N T
			SA67712G	1 R	
COIL SPRINGS					
	Raised Height Heavy Duty Coil Springs		TPR-213	1 pr	
SHOCK ABSORBERS					
	35mm Gas Bulged Shock Absorbers - Piranha		SA35650GP	2 ea	
	35mm Adjustable Shock Absorbers - Piranha		SA35650GPA		
LEAF SPRINGS					
	Raised Height Medium Duty 4 + 2 Leaf Springs LBA up to 200kg	40mm	TOY052	2 ea	
	Raised Height Heavy Duty 5 + 2 Leaf Springs Constant loads - LBA 200kg - 500kg	40mm	TOY052M		
	Raised Height Extra Heavy Duty 6 + 2 Leaf Springs Constant loads - LBA 500kg to GVM	40mm	TOY052MH		
	Special Note: From Factory Single Cab Models Should Have a 35mm Front Spring Eye & Extra/Dual Cabs Should Have a 40mm Front Spring Eye Where SSA Springs Have 35mm Spring Eye . We Use This Spring For All Models.				
SHACKLE BUSH KITS					
	Polyurethane Bush Kit - Suits Tear Drop Style Pin & SSA Springs		BU777UK	1 kit	R E A R
	Polyurethane Bush Kit - Suits 14mm Bolt Style Pin & SSA Springs		BU794UK		
	Special Note: Replacement Bushes For 40mm Front Spring Eye Use BU776UK For Teardrop Pins & BU766UK For 14mm Bolt Style Pin				
U-BOLTS					
	Round Form U Bolts - With Nuts		UB453-3	4 ea	
SHACKLES					
	Greaseable Shackles		TBA	2 ea	
PINS					
(check pin type) 	Greaseable Pins non-teardrop		P387-2	2 ea	
	Greaseable Pins teardrop		N/A		

* LBA = Load Bearing Accessories (Bull Bar, Winch, Tyre Carrier, Extra Fuel Tanks etc)