









# TOYOTA HILUX - 2WD

2005 to 10/2015

Part and Location	Description	Approx Lift	Part Number	Qty Per Vehicle		
STRUT / SHOCK ABSORBERS						
	Strut/Gas Spring Seat Shock Absorbers		SA67711G	1 L	F R O N T	
			SA67712G	1 R		
COIL SPRINGS						
	Raised Height Heavy Duty Coil Springs		TPR-213	1 pr		
SHOCK ABSORBERS						
	35mm Gas Bulged Shock Absorbers - Piranha		SA35650GP			
	35mm <b>Adjustable</b> Shock Absorbers - Piranha		SA35650GPA			
LEAF SPRINGS						
	Raised Height Medium Duty 4 + 2 Leaf Springs <b>LBA up to 200kg</b>	40mm	TOY145		2 ea	
	Raised Height Heavy Duty 5 + 2 Leaf Springs <b>Constant loads - LBA 250kg to 400kg</b>	40mm	TOY145M			
	Raised Height Extra Heavy Duty 6 + 2 Leaf Springs <b>Constant loads - LBA 500kg to GVM</b>	40mm	TOY145MH			
SHACKLE BUSH KITS						
	Polyurethane Bush Kit		BU776UK genuine tear-drop pin BU766UK P387-2	1 kit	R E A R	
U-BOLTS						
	Round Form U Bolts - With Nuts		UB453-3	4 ea		
SHACKLES						
	Greaseable Shackles		S387K	2 ea		
PINS						
(check pin type) 	Greaseable Pins <b>non-teardrop</b>		P387-2	2 ea		
	Greaseable Pins <b>teardrop</b>		N/A			

\* **LBA = Load Bearing Accessories (Bull Bar, Winch, Tyre Carrier, Extra Fuel Tanks etc)**