









MAZDA BT50 - 2WD

3L Diesel Hi-Rider 1/2007 to 8/2011

Part and Location	Description	Approx Lift	Part Number	Qty Per Vehicle	
SHOCK ABSORBERS					FRONT
	35mm Gas Bulged Shock Absorbers - Piranha		SA35643GP	2 ea	
TORSION BARS					FRONT
	Increased Rate Torsion Bars Length 1025mm		MAZDA051	1 pr	
SHOCK ABSORBERS					REAR
	35mm Gas Bulged Shock Absorbers - Piranha		SA35095GP	2 ea	
	35mm Adjustable Shock Absorbers - Piranha		SA35095GPA		
LEAF SPRINGS					
	Hi-Rider Chassis With Overslung Leaf Springs			2 ea	
	Raised Height Heavy Duty 5 + 2 Leaf Springs LBA up to 200kg	30-40mm	MAZDA050		
	Raised Height Heavy Duty 5 + 2 Leaf Springs LBA 200kg to 300kg	30-40mm	MAZDA050M		
	Raised Height Heavy Duty 5 + 2 Leaf Springs with 10mm main & wrap leaves LBA 400kg to 600kg	30-40mm	MAZDA050MH		
	Raised Height Extra Heavy Duty 5 + 2 Leaf Springs with 10mm main & wrap leaves - constant load LBA 600kg to GVM	30-40mm	MAZDA050GV		
SHACKLE BUSH KITS					
	Polyurethane Bush Kit		BU765UK	1 kit	
U-BOLTS					
	Round Form U Bolts - With Nuts		UB475	4 ea	
SHACKLES					
	Greaseable Shackles		S386-1K	2 ea	
PINS					
	Greaseable Pins		P387-2	2 ea	

* LBA = Load Bearing Accessories (Bull Bar, Winch, Tyre Carrier, Extra Fuel Tanks etc)