







TOYOTA HI-ACE - 2WD

100 Series 1989 to 2004

Part and Location	Description	Approx Lift	Part Number	Qty Per Vehicle	
SHOCK ABSORBERS					F R O N T
	30mm Gas Shock Absorbers		SAS290152	2 ea	
TORSION BARS					F R O N T
	Increased Rate Torsion Bars		TOY027	1 pr	
SHOCK ABSORBERS					R E A R
	30mm Gas Shock Absorbers - eye/pin		SAS312804	2 ea	
	30mm Gas Shock Absorbers - eye/eye		SAS230023		
	Confirm shock end types				
LEAF SPRINGS					R E A R
	Raised Height Medium Duty 5 + 2 Leaf Springs LBA up to 300kg	40mm	TOY029	2 ea	
	Raised Height Extra Heavy Duty 5 + 1 Leaf Springs with 10mm main & wrap leaves - constant loads	40mm	TOY029GV		
	LBA 600kg to GVM				
SHACKLE BUSH KITS					R E A R
	Polyurethane Bush Kit		BU754UK	1 kit	
U-BOLTS					R E A R
	Round Form U Bolts - With Nuts		UB453-3	4 ea	

* **LBA = Load Bearing Accessories (Bull Bar, Winch, Tyre Carrier, Extra Fuel Tanks etc)**