









MAZDA BT50 - 2WD

3L Diesel Hi-Rider 1/2007 to 8/2011

Part and Location	Description	Approx Lift	Part Number	Qty Per Vehicle
SHOCK ABSORBERS				
	35mm Gas Bulged Shock Absorbers - Piranha		SA35643GP	2 ea
TORSION BARS				
	Increased Rate Torsion Bars Length 1025mm		MAZDA051	1 pr
SHOCK ABSORBERS				
	35mm Gas Bulged Shock Absorbers - Piranha		SA35095GP	2 ea
	35mm Adjustable Shock Absorbers - Piranha		SA35095GPA	
LEAF SPRINGS				
	Hi-Rider Chassis With Overslung Leaf Springs			
	Raised Height Heavy Duty 4 + 2 Leaf Springs LBA up to 200kg	30-40mm	MAZDA050	
	Raised Height Heavy Duty 5 + 2 Leaf Springs LBA 200kg to 300kg	30-40mm	MAZDA050M	
	Raised Height Heavy Duty 5 + 2 Leaf Springs with 10mm main & wrap leaves LBA 400kg to 600kg	30-40mm	MAZDA050MH	2 ea
	Raised Height Extra Heavy Duty 5 + 2 Leaf Springs with 10mm main & wrap leaves - constant load LBA 600kg to GVM	30-40mm	MAZDA050GV	
SHACKLE BUSH KITS				
	Polyurethane Bush Kit		BU765UK	1 kit
U-BOLTS				
	Round Form U Bolts - With Nuts		UB475	4 ea
SHACKLES				
	Greaseable Shackles		S386-1K	2 ea
PINS				
	Greaseable Pins		P387-2	2 ea

* LBA = Load Bearing Accessories (Bull Bar, Winch, Tyre Carrier, Extra Fuel Tanks etc)